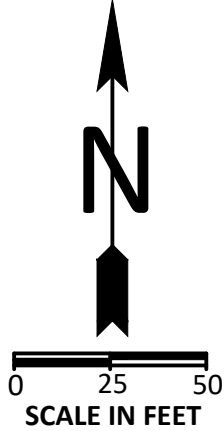
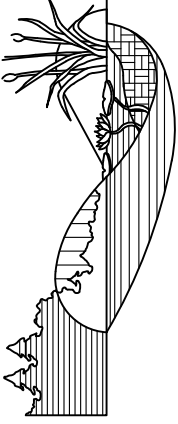


- DRAWING LEGEND**
- TYPE F WATER
 - CATEGORY IV WETLAND
 - STANDARD CRITICAL AREA BUFFER
 - PROPOSED BUFFER REDUCTION (9,354 SF)
 - BUFFER AVERAGING (9,354 SF)






Sewall Wetland Consulting, Inc.
PO Box 880 - Fall City, Washington 98024 Phone: 253-859-0515

PROJECT:

**BUFFER AVERAGING PLAN
- PROPOSED KELLY RESIDENCE -**

SITE ADDRESS:
1330 WATSON CUTOFF ROAD - CLE ELUM, WASHINGTON 98922
TAX PARCEL NO. 950356

PORTION OF S 06, T 19 N, R 16 E, W 1/4.



811
Know what's below.
Call before you dig.

UTILITY LOCATIONS AND CHARACTERISTICS SHOWN ON THIS DRAWING, IF ANY, ARE BASED ON THE FIELD LOCATION OF THE APPARENT SURFACE EVIDENCE OF EXISTING STRUCTURES. THE UNDERGROUND ROUTING AND CONDITION OF BURIED UTILITIES HAS NOT BEEN VERIFIED OR CONFIRMED. ADDITIONAL UTILITY LOCATION AND MAPPING MAY BE REQUIRED. FIELD LOCATE, VERIFY DEPTH OF, AND ADEQUATELY PROTECT ALL UTILITIES PRIOR TO THE START OF WORK.

NO.	DATE	NOTES
1	02/28/2024	REVISED BUFFER AVERAGING

DATE: 10/24/2023
JOB NUMBER: 22-125

SITE PLAN

SHEET: **1** OF **1**